

STONE VASO SS002.BI

CE EN 997:2015

GLOBO



Effetto antibatterico su ceramica
BATAFORM®
Ceramic antibacterial effect
BATAFORM®



Bagno di Colore



Prodotto smaltato con
CERASLIDE®
Glazed product with
CERASLIDE®



Scarico ottimizzato a 4/2,6 litri
Drain 4/2,6 lt

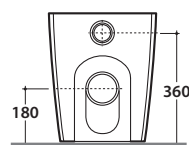
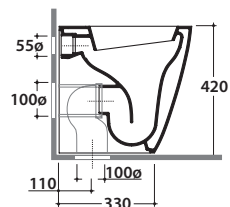
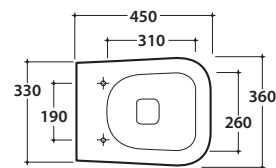
Cod. **SS002.BI**

Vaso a terra 45.36 h42 cm. Installazione filo parete. Scarico 4 / 2,6 Lt.

Completo di FISSAGGIHOST®. Peso 22 Kg

Floor mounted Wc 45.36 h42 cm. Back to wall installation. Drain 4 / 2,6 Lt.

FISSAGGIHOST® fixing kit included. Weight 22 Kg



Coprivaso con sistema di
cerniere a sgancio rapido
Seat-cover with hinge system
to quick release



Trattamento antibatterico per sedili in
versione bianco lucido
Antibacterial treatment on toilet seats
in shiny white

Cod. **SS023BI**

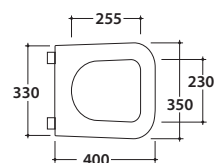
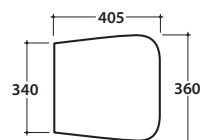
Coprivaso rimovibile in duroplast con chiusura tradizionale. Peso 3 Kg

Removable duroplast seat-cover with traditional closing system. Weight 3 Kg

Cod. **SS026BI**

Coprivaso rimovibile in duroplast con chiusura rallentata. Peso 3,5 Kg

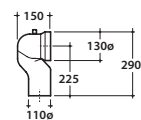
Removable duroplast seat-cover with soft-closing system. Weight 3,5 Kg



Cod. **VA079**

Curva tecnica per lo scarico a pavimento regolabile da 13 a 15 cm . Peso 0,3Kg

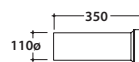
Elbow pipe for floor drain. Adjustable 13/15 cm. Weight 0,3 Kg



Cod. **VA076**

Raccordo per scarico a parete cm. 35

Pipe for wall drain 35cm



Cod. **VA132**

Riduttore flusso di scarico.

Flow reductor.